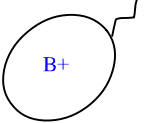
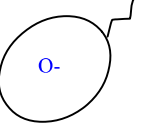


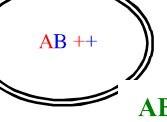
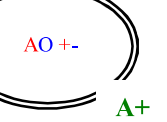
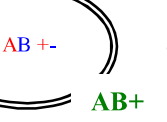
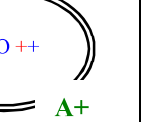
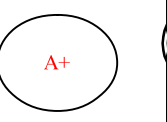
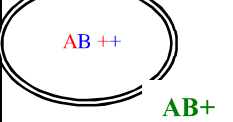
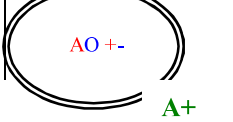
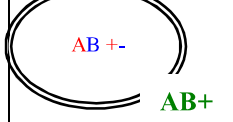
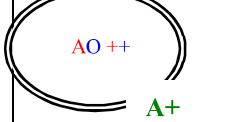
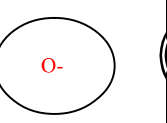
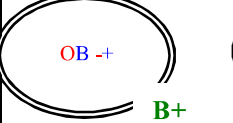
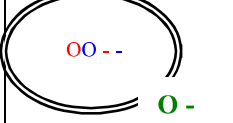
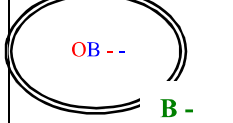
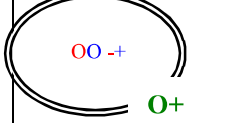
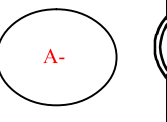
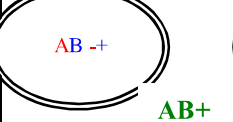
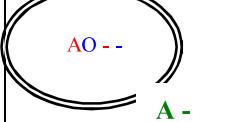
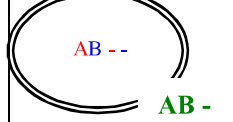
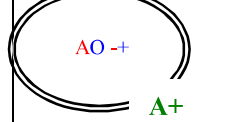
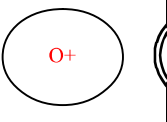
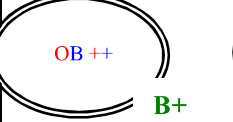
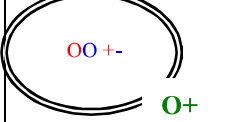
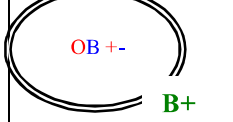
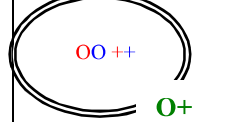


EXERCICE DE REMÉDIATION - 3^{ème}		31-Ra302C
Partie du programme	Diversité et unité des êtres humains	
Capacité	Raisonnement	
	Répondre au problème initial à partir de données de différents documents	
Pré requis	Au cours de sa formation, chaque cellule reproductrice reçoit, au hasard, un chromosome de chaque paire, soit 23 chromosomes	

Titre : Fécondation et association des allèles.

CORRIGÉ

1. Les allèles portés par les paires de chromosomes 1 et 9 de cet enfant sont O O - -.
2. Ces allèles proviennent nécessairement de sa mère et de son père.
3. Les différents allèles portés par les paires de chromosomes 1 et 9 de la mère sont A O + - (car la mère a donné un allèle O et un allèle -).
4. Les différents allèles portés par les paires de chromosomes 1 et 9 du père sont B O + - (car le père a également donné un allèle O et un allèle -).
- 5.

Spermatozoïdes				
Ovules				
	 AB+	 A+	 AB+	 A+
	 B+	 O-	 B-	 O+
	 AB+	 A-	 AB-	 A+
	 B+	 O+	 B+	 O+

6. Ce couple a une chance sur 16 (soit 1/16) d'avoir un enfant O -.
7. Oui, c'est possible que cet enfant soit du groupe sanguin O-.